

**FROM THE DISTRICT SUPERINTENDENT**

Dear Parents and Community Members,

What a difference a year makes: 1. No Child Left Behind has been replaced with Every Child Succeeds Act (ESSA), 2. The state will NOT give each school a rating again this year as it transitions to the new ESSA, since the waiver that the state got in August of 2016 provides for this flexibility, 3. Locally, our Distance Learning Program students, (400) is now being provided services by Distance Learning Solutions Incorporated out of Springfield. 4. Graduation requirements continue to evolve as students may meet their Essential Skills requirement by taking the ACT, AP, COMPASS or several other tests in place of the current Smarter Balanced Assessment. These major changes to how schools are monitored and assessed however has not changed the fact that FSD is above the state average in English-Language Arts, Math and Academic Growth scores. We again had 100% of our students earning either a modified, regular high school diploma or completing a GED program within 5 years of entering high school. We have 71.4 % of our graduates going on to higher education. Both our brick and mortar and our Distance Learning Students showed remarkable growth this year over last year in both language arts and math as measured by the Colorado Growth Model. This model takes the students prior academic performance and compares it to their current performance and then assesses a growth curve. Fossil School District students received a Level 4 rating out of 5. I attribute that growth to the amazing teachers and staff and parents of each of our kids. Attendance for all students is greater than 95% this year which is well above the state average.

Fossil School District continues to grow and improve as we continue to reach out for new and more creative ways to learn. Our Place Based, Hands-on philosophy of education has taken our students to new and more exciting places than ever before. The 2016-17 school year saw a student enrollment increase of over 100 students, we increased the field trips at every grade level K-12, every student continues to enjoy their own personal electronic device which allows them to reach out in new and more exciting ways to implement technology into their studies. College classes and credits are available to our students in more areas than ever before.

It has been an honor and a privilege to serve as the Superintendent of Fossil School District these past 10 years and I thank all of you for the support and generosity that you have shown to our staff and students.

I am confident that these academic achievements will continue to increase as we move towards the future.

Thank you,

Superintendent | Brad Sperry

**DISTRICT PROFILE**

**STUDENT WELLNESS POLICY**

Fossil School District highly values the not only the intellectual growth and learning that is offered but also the physical growth and wellbeing. The Board recognizes that childhood obesity has become an epidemic in Oregon as well as throughout the nation. Research indicates that obesity and many diseases associated with obesity are largely preventable through diet and regular physical activity. Additional research indicated that healthy eating patterns and increased physical activity are essential for students to achieve their academic potential, full physical and mental growth and lifelong health and wellbeing. To help ensure students possess the knowledge and skills necessary to make healthy choices for a lifetime, Superintendent Sperry has implemented our District Wellness Policy to include the National School Lunch Program (NSLP) and the School Breakfast Program (SBP). The Board and the Superintendent realizes that a quality physical education program is an essential component for all students to learn about and participate in physical activity. FSD offers a highly qualified PE teacher for all grade levels everyday that EXCEEDS the state recommended PE time.

**RACIAL EQUITY IN HIRING**

Equal employment opportunity and treatment shall be practiced by the district regardless of race, color, religion, sex, sexual orientation[1], national origin, marital status, age, veterans' status[2], genetic information and disability if the employee, with or without reasonable accommodation, is able to perform the essential functions of the position. [1]"Sexual orientation" means an individual's actual or perceived heterosexuality, homosexuality, bisexuality or gender identity, regardless of whether the individual's gender identity, appearance, expression or behavior differs from that traditionally associated within the individual's sex at birth. [2]The district grants a preference in hiring and promotion to veterans and disabled veterans. A veteran is eligible to use the preference any time when applying for a position at any time after discharge or release from service in the Armed Forces of the United States. Fossil School District 21J is in compliance with the Americans with Disabilities Act of 1990, the Americans with Disabilities Act Amendments Act of 2008 (ADA), and Section 504 of the Rehabilitation Act of 1973. The District has a designated Title IX coordinator to comply with the requirements of Title IX of the Education Amendments of 1972

ENROLLMENT AND DEMOGRAPHICS	Grades	Grades	Grades	Grades
	K - 3	4 - 5	6 - 8	9 - 12
Total Enrollment	220	106	111	16
Regular Attenders	>95%	>95%	>95%	53.3%
Economically Disadvantaged	20%	21%	23%	44%
Students with Disabilities	6%	8%	*	*
Ever English Learners	*	*	*	*
Different Languages Spoken	2	2	1	1
Mobile Students	17.8%	13.3%	11.9%	11.8%

MEDIAN CLASS SIZE	Elementary		Middle		High		Combined	
	Dist.	OR	Dist.	OR	Dist.	OR	Dist.	OR
Self-Contained	--	--	--	--	--	--	49.0	17.0
Eng./Lang. Arts	--	--	--	--	--	--	2.0	16.0
Mathematics	--	--	--	--	--	--	4.0	14.0
Science	--	--	--	--	--	--	6.0	17.0
Social Studies	--	--	--	--	--	--	5.5	17.0

*Combined schools have grade configurations not falling within the elementary, middle, and high categories (e.g., K-12 schools).*

When data are unavailable or to protect student confidentiality:

\* refers to groups of less than 6 students.

<5 indicates that a percentage is less than 5%.

>95 indicates that a percentage is greater than 95%.

\*\*\* refers to a school that offers lunch at no charge to all students.

**SEISMIC SAFETY RATING**

For a detailed report for each school, please visit:

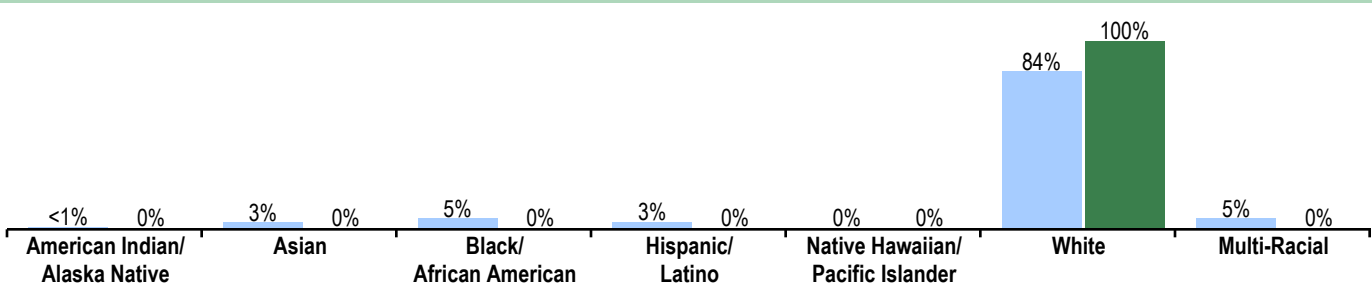
<http://www.oregongeology.org/sub/projects/rvs/activity-updates/status.html>

404 Main St  
Fossil, OR 97830 (541) 763-4384  
[www.fossil.k12.or.us](http://www.fossil.k12.or.us)

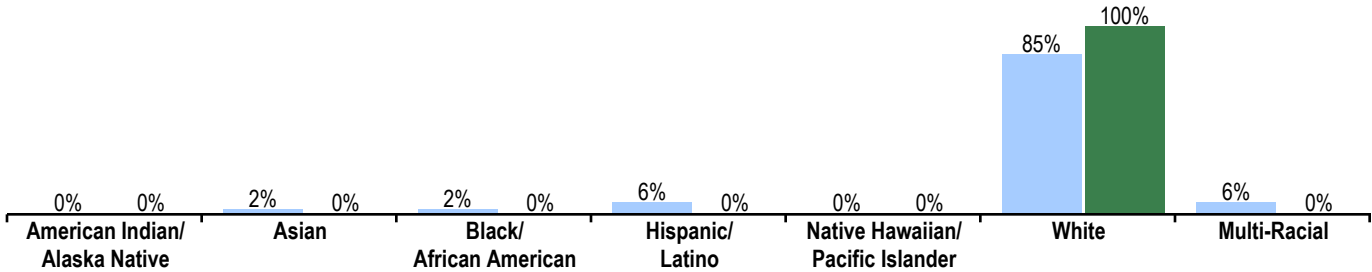
**RACE/ETHNICITY OF STUDENTS AND STAFF 2016-17**

Students Staff

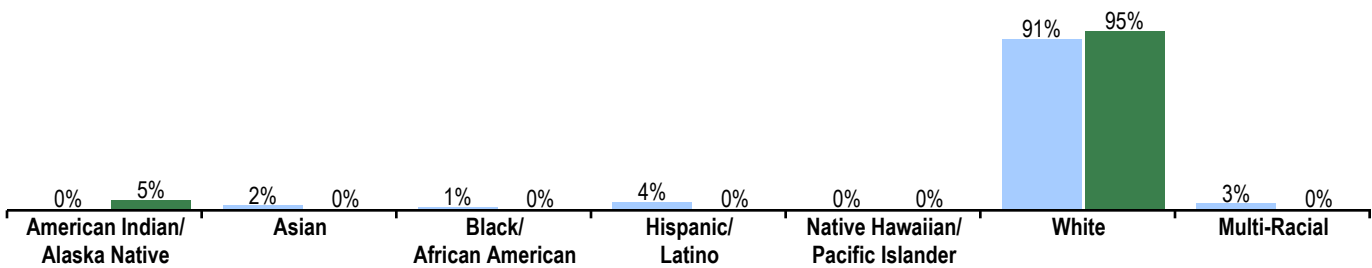
**Grades K-3**



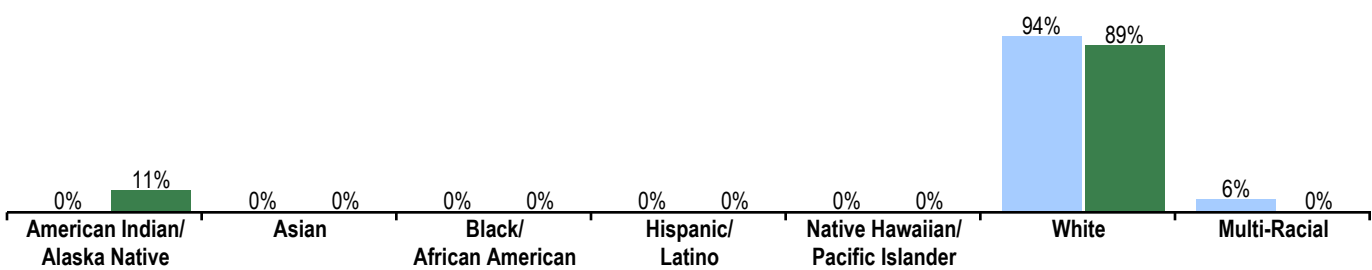
**Grades 4-5**



**Grades 6-8**



**Grades 9-12**



PER PUPIL SPENDING	2014-15	2015-16	2016-17
District	\$9,203	\$7,697	\$9,294
State	\$10,302	\$10,692	\$11,822

Oregon's quality education model (QEM) suggests adequate per pupil funding should be \$12,993 in 2016-17 (Statewide average). 2016-17 data reflect budgeted, not actual.

FUNDING SOURCES	% of Total
Local taxes and fees	16%
State funds	80%
Federal funds	4%

EXPULSIONS & SUSPENSIONS	Expulsions	Suspensions
Total Students	*	*
American Indian/Alaska Native	*	*
Asian	*	*
Black/African American	*	*
Hispanic/Latino	*	*
Multi-Racial	*	*
Native Hawaiian/Pacific Islander	*	*
White	*	*

To protect student confidentiality:  
\* refers to groups of less than 6 students.  
<5 indicates that a percentage is less than 5%.  
>95 indicates that a percentage is greater than 95%.

404 Main St  
Fossil, OR 97830 (541) 763-4384  
[www.fossil.k12.or.us](http://www.fossil.k12.or.us)

**PROGRESS** ARE STUDENTS MAKING ADEQUATE GAINS OVER TIME?

Performance of students enrolled in the district for a full academic year

Did at least 95% of students in this district take required assessments?  Yes  No, Interpret Results with Caution

Participation rate criteria are in place to ensure districts test all eligible students.

2014-15 was the first operational year  
of the new English language arts and  
mathematics assessments.

**DISTRICT  
PERFORMANCE**

English Language Arts

The Smarter  
Balanced and  
alternate  
assessments have  
four performance  
levels where levels  
3 and 4 are meeting  
the standard for  
school and district  
accountability.

	District Performance (%)			District Performance (%)	Oregon Performance (%)	Like-District Average (%)
	2013-14	2014-15	2015-16	2016-17	2016-17	2016-17
	<b>Students in grades 3 - 5</b>			65.4	49.6	47.3
	53.2	69.4		17.6	21.4	24.4
	22.8	14.0		29.1	28.3	
	<b>Students in grades 6 - 8</b>			81.6	55.2	58.3
	72.5	76.3		14.6	23.9	24.6
	19.6	15.1		3.9	20.9	17.1
	<b>Students in grade 11</b>			*	71.1	77.0
	77.8	50.0		*	16.9	16.3
	11.1	33.3		*	12.0	6.7

Mathematics

See report cards  
from previous years  
to view historical  
OAKS performance  
data.

	District Performance (%)			District Performance (%)	Oregon Performance (%)	Like-District Average (%)
	2013-14	2014-15	2015-16	2016-17	2016-17	2016-17
	<b>Students in grades 3 - 5</b>			43.8	43.6	42.7
	34.2	54.2		33.3	27.6	30.9
	39.2	30.8		22.9	28.8	26.4
	<b>Students in grades 6 - 8</b>			57.3	41.9	43.3
	35.3	43.0		30.1	26.6	31.1
	47.1	33.3		12.6	31.5	25.6
	<b>Students in grade 11</b>			*	35.3	41.3
	44.4	33.3		*	27.3	29.3
	11.1	33.3		*	37.4	29.3

Science

	District Performance (%)			District Performance (%)	Oregon Performance (%)	Like-District Average (%)
	2013-14	2014-15	2015-16	2016-17	2016-17	2016-17
	<b>Students in grade 5</b>			87.8	66.0	73.5
	83.3	83.9	>95	20.4	14.9	18.6
	16.7	16.1	<5	67.3	51.1	54.9
	<b>Students in grade 8</b>			84.2	62.8	76.1
	87.5	91.7	69.0	15.8	11.5	15.6
	0.0	8.3	10.3	68.4	51.3	60.6
	<b>Students in grade 11</b>			*	57.8	65.8
	*	66.7	*	*	8.0	8.8
	*	0.0	*	*	49.8	56.9

Visit [www.oregon.gov/ode/reports-and-data](http://www.oregon.gov/ode/reports-and-data) for additional assessment results.

To protect student confidentiality:

\* refers to groups of less than 6 students.

<5 indicates that a percentage is less than 5%.

>95 indicates that a percentage is greater than 95%.

404 Main St  
Fossil, OR 97830 (541) 763-4384  
[www.fossil.k12.or.us](http://www.fossil.k12.or.us)

**OUTCOMES** WHAT ARE STUDENTS ACHIEVING IN HIGH SCHOOL?

	District Performance (%)			District Performance (%)	Oregon Performance (%)	Like-District Average (%)
	2013-14	2014-15	2015-16	2016-17	2016-17	2016-17
<b>FRESHMEN ON-TRACK TO GRADUATE</b>	Students who earned 25% of the credits required for a regular diploma by the end of their freshman year.					
Freshmen on track to graduate within 4 years	66.7	*	*	*	83.4	87.4
	District Performance (%)			District Performance (%)	Oregon Performance (%)	Like-District Average (%)
	2012-13	2013-14	2014-15	2015-16	2015-16	2015-16
<i>Note: Graduation methodology changed in 2013-14.</i>						
<b>GRADUATION RATE</b>	Students earning a standard diploma within four years of entering high school.					
Overall graduation rate	87.5	100.0	66.7	88.9	74.8	87.4
<b>COMPLETION RATE</b>	Students earning a regular, modified, extended, or adult high school diploma or completing a GED within five years of entering high school.					
Overall completion rate	100.0	100.0	100.0	66.7	81.9	91.6
<b>DROPOUT RATE</b>	Students who dropped out during the school year and did not re-enroll.					
Overall dropout rate	0.0	0.0	3.6	4.2	3.9	1.9
	District Performance (%)			District Performance (%)	Oregon Performance (%)	Like-District Average (%)
	2011-12	2012-13	2013-14	2014-15	2014-15	2014-15
<b>CONTINUING EDUCATION</b>	Students continuing their education after high school.					
Students who enrolled in a community college or four-year school within 16 months of graduation	57.1	62.5	71.4	50.0	57.4	54.1

\*, <5, and >95 are displayed when the data must be suppressed to protect student confidentiality.

**STUDENT GROUP OUTCOMES**

	District Performance (%)	Oregon Performance (%)	Like-District Average (%)	District Performance (%)	Oregon Performance (%)	Like-District Average (%)	District Performance (%)	Oregon Performance (%)	Like-District Average (%)		
<b>Economically Disadvantaged</b>			<b>American Indian/Alaska Native</b>			<b>Native Hawaiian/Pacific Islander</b>					
On Track	*	75.8	80.0	On Track	*	70.3	86.7	On Track	*	76.1	*
Graduation	83.3	68.1	81.1	Graduation	--	56.4	68.8	Graduation	--	70.1	100
Completion	50.0	76.8	88.5	Completion	--	66.7	83.3	Completion	--	73.6	100
Dropout	7.7	4.2	2.8	Dropout	--	9.1	5.6	Dropout	--	5.5	0.0
<b>Ever English Learners</b>			<b>Asian</b>			<b>White</b>					
On Track	*	78.7	75.0	On Track	*	>95	>95	On Track	*	85.3	87.7
Graduation	--	71.1	80.0	Graduation	100.0	88.0	90.0	Graduation	87.5	76.6	88.0
Completion	--	75.6	100	Completion	--	91.9	81.8	Completion	66.7	83.9	91.8
Dropout	--	4.0	4.6	Dropout	0.0	1.3	4.4	Dropout	4.4	3.6	1.8
<b>Students with Disabilities</b>			<b>Black/African American</b>			<b>Female</b>					
On Track	*	69.5	79.0	On Track	*	75.6	*	On Track	*	86.5	91.0
Graduation	--	55.5	77.5	Graduation	--	66.1	72.7	Graduation	100.0	78.4	91.5
Completion	--	64.9	83.8	Completion	--	72.2	80.0	Completion	50.0	84.6	93.3
Dropout	0.0	5.7	2.9	Dropout	--	6.3	5.9	Dropout	0.0	3.4	1.5
<b>Migrant</b>			<b>Hispanic/Latino</b>			<b>Male</b>					
On Track	*	76.1	*	On Track	*	77.3	86.0	On Track	*	80.4	84.2
Graduation	--	68.9	0.0	Graduation	--	69.4	84.5	Graduation	83.3	71.4	83.8
Completion	--	73.8	100	Completion	--	76.5	95.6	Completion	100.0	79.4	90.0
Dropout	--	4.0	7.7	Dropout	--	4.6	1.7	Dropout	7.7	4.5	2.3
<b>Talented and Gifted</b>			<b>Multi-Racial</b>								
On Track	*	>95	>95	On Track	*	83.6	84.8	<i>On-Track data are based on the 2016-17 school year; all other data are based on the 2015-16 school year.</i>			
Graduation	--	92.7	97.5	Graduation	--	74.4	89.4				
Completion	--	96.8	98.9	Completion	--	81.3	89.7				
Dropout	--	0.6	0.5	Dropout	--	4.1	3.5				

\*, <5, and >95 are displayed when the data must be suppressed to protect student confidentiality.

404 Main St  
Fossil, OR 97830 (541) 763-4384  
[www.fossil.k12.or.us](http://www.fossil.k12.or.us)

**CURRICULUM & LEARNING ENVIRONMENT**

SCHOOL READINESS	Elementary Schools	Middle Schools	High Schools
	<ul style="list-style-type: none"> <li>Free and reduced breakfast and lunch program</li> <li>Bullying and harassment prevention program</li> <li>Availability of counselors and psychotherapist</li> <li>Free school supplies for low income families</li> <li>Second Steps (instills social/emotional skills in students)</li> <li>Food Hero (Where Healthy Food is Fun, Fast and Tasty)</li> <li>Reading Buddies and "Guest Readers" (provide fun, safe and supportive interaction between adults and kids)</li> <li>Every child in Fossil Charter School has access to daily Physical Education that exceeds the national standard</li> </ul>	N/A	<ul style="list-style-type: none"> <li>Free and reduced breakfast and lunch program</li> <li>Bullying and harassment prevention program</li> <li>Availability of counselor and psychotherapist</li> <li>Free school supplies for low income families</li> <li>Second Steps (instills social-emotional skills in students)</li> <li>Food Hero (Where Healthy Food is Fun, Fast and Tasty)</li> <li>Reading Buddies and "Guest Readers" (provide fun, safe and supportive interaction between adults and kids)</li> <li>Every child in Fossil Charter School has access to daily Physical Education that exceeds the national standard.</li> <li>Class Advisors, On-Line Grading access by parents thru Family Link</li> </ul>
ACADEMIC SUPPORT	Elementary Schools	Middle Schools	High Schools
	<ul style="list-style-type: none"> <li>Special Education Program</li> <li>iPad for every student K12</li> <li>After school tutoring until 4:00</li> <li>Easy CBM (math and reading assessment program)</li> <li>STARS (math and reading assessment program)</li> <li>AR Reading Goal Program</li> <li>DIBLES (math and reading assessment program)</li> <li>Schoolwide Title 1 services</li> </ul>	N/A	<ul style="list-style-type: none"> <li>Special Education Programs.</li> <li>504 services where needed.</li> <li>Classroom Teacher Aides</li> <li>Study Halls</li> <li>Freshman orientation</li> <li>Freshman Success: 1st semester of Freshman year (Organizational and Study Skills Class)</li> <li>Multitude of credit recovery programs</li> <li>iPad for every student K12</li> <li>After school tutoring until 4:00</li> <li>Flexible scheduling at the high school</li> <li>Schoolwide Title 1 services</li> </ul>
ACADEMIC ENRICHMENT	Elementary Schools	Middle Schools	High Schools
	<p>With a 1:1 ratio of iPads to students, throughout the elementary school, technology is a main focus of our teachers. We also provide schoolwide TAG programs, Title 1A reading and math support, place-based hands on learning activities that often involve fieldtrips out of the area. We use Dibels, Accelerated Reader Program, Food Hero, Differentiated Instruction, Battle of the Books, music and PE classes every day for every grade.</p>	N/A	<ul style="list-style-type: none"> <li>Academic Enrichment (High School)</li> <li>Dual Credit program in partnership with Columbia Gorge Community College and Eastern Oregon Univ.</li> <li>Edmentum online opportunities in all Curricula areas.</li> <li>TAG</li> <li>Spanish 1, 2, and 3 taught by local HQ certified Instructor</li> <li>National Honor Society</li> </ul>

**CURRICULUM & LEARNING ENVIRONMENT CONTINUED . . .**

CAREER & TECHNICAL EDUCATION	Middle Schools	High Schools	
	N/A	Family Services classes offered 7th – 12th grade • Photography, Drama, Art • Career learning in all Curricular areas • CIS • Edmentum online C.T.E elective program. • Natural Resources class that is fully focused on the economic impact in our state and career opportunities	
EXTRACURRICULAR ACTIVITIES	Elementary Schools	Middle Schools	High Schools
	<ul style="list-style-type: none"> <li>· Crazy 8 math club,</li> <li>· Grade school sports, co-ed volleyball, B. &amp; G. basketball, track</li> <li>· No sport or activity fees, participation is free to students,</li> <li>· Individual music lessons from our music teacher</li> <li>· 4H Program</li> <li>· Writer-in-Residency,</li> <li>· Out-door school for 5/6</li> <li>· School Government</li> <li>· Food Hero</li> <li>· Fuel-Up-To-Play 60</li> <li>· Missoula Children's Theater</li> <li>· Friday Fun Day Activities</li> </ul>	N/A	<ul style="list-style-type: none"> <li>· Coop sports at varsity level with Condon,</li> <li>· Grade school sports,</li> <li>· No sports or activity fees, participation is free to students,</li> <li>· Individual music lessons thru daily music program,</li> <li>· 4H Program</li> <li>· Writer-in-Residency,</li> <li>· Missoula Children's Theater</li> <li>· Service Clubs</li> <li>· School Government</li> </ul>

Data and information in the Curriculum and Learning Environment section were provided by local schools and districts, and were not verified by the Oregon Department of Education.